



ಬೃಹತ್ ಬೆಂಗಳೂರು ಮಹಾನಗರ ಪಾಲಿಕೆ
Bruhat Bengaluru Mahanagara Palike



BBMP COVID-19 WAR ROOM 10.04.2022



OVERVIEW OF COVID-19 IN BENGALURU



CASE TRENDS

ACTIVE CASES **1,357**

Confirmed Cases

49

17,82,074 #

Recovered Cases

41

17,63,754 #

Death Cases

0

16,963 #



HOSPITALIZATION

10

ICU – V

1

ICU

1

HDU

4

General

4

INCLUDES GOVT. QUOTA AND PRIVATE WALK-IN HOSPITALIZATION



VACCINATION

18,253

1,85,73,917 #

First Dose

13,043

94,04,593 #

Second Dose

2,437

88,19,841 #

Precaution Dose

2,773

3,49,483 #



TRIAGING

MTU

1

Tele Triage

15



ACTIVE CZs

0

MCZs (< 5 cases)

0

Clusters (> 5 cases)

0



TESTING

3,136

2,96,88,361 #

RAT

181

RTPCR

2,955

Positivity : 1.05%

*FOR LAST 7 DAYS

: indicates cumulative numbers till date



ABSTRACT OF COVID-19 SCENARIO IN BENGALURU


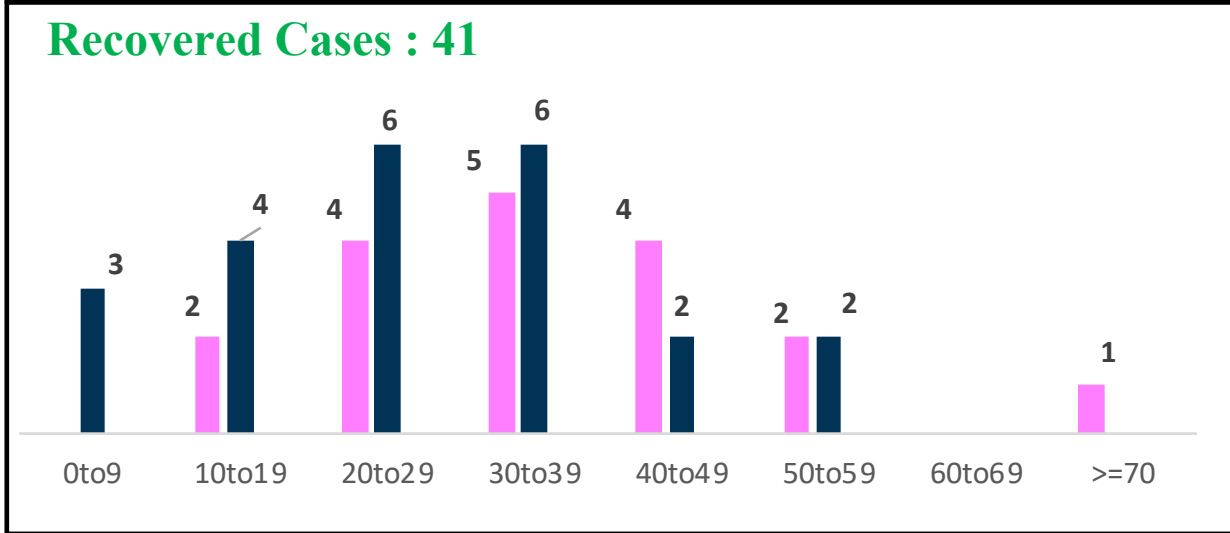
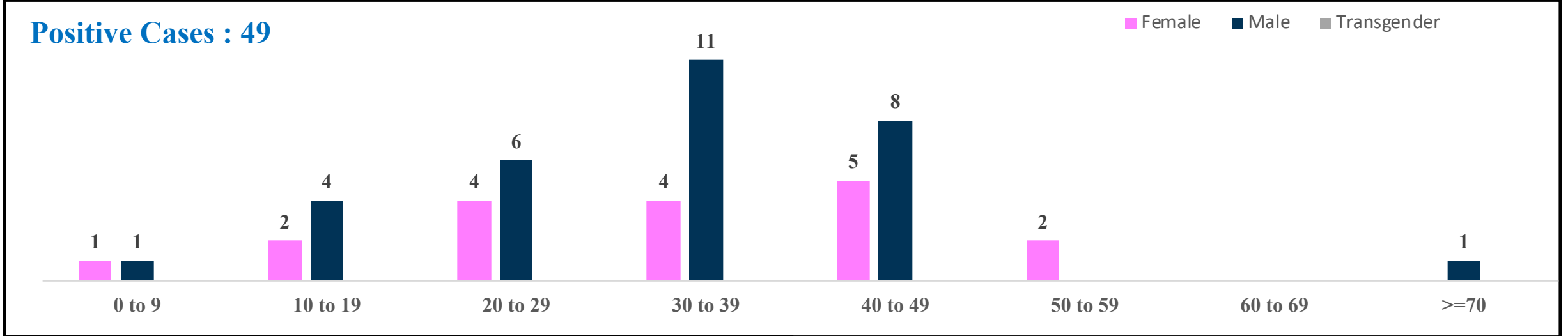


	MALE			FEMALE			TRANSGENDER			TOTAL		
	Last 24 Hours	Last 7 Days	Cumulative	Last 24 Hours	Last 7 Days	Cumulative	Last 24 Hours	Last 7 Days	Cumulative	Last 24 Hours	Last 7 Days	Cumulative
Positive Cases	31	199	10,54,064	18	107	7,27,819	0	0	191	49	306	17,82,074
Recovered Cases	23	240	10,41,975	18	106	7,21,596	0	0	183	41	346	17,63,754
Death Cases	0	0	10,744	0	2	6,215	0	0	4	0	2	16,963
Total Tests Done	In Last 24 hrs. : 3,136			In last 7 days : 29,155			Cumulative : 2,96,88,361					
Vaccine Doses Administered	In Last 24 hrs. : 18,253			In last 7 days : 1,10,401			Cumulative : 1,85,73,917					
ACTIVE CASES							1,357					

*Covid deaths occurred today : 00 | Covid deaths occurred beyond last 24 hrs., reported today : 00



LAST 24 HOURS AGE GROUP AND GENDER WISE DISTRIBUTION



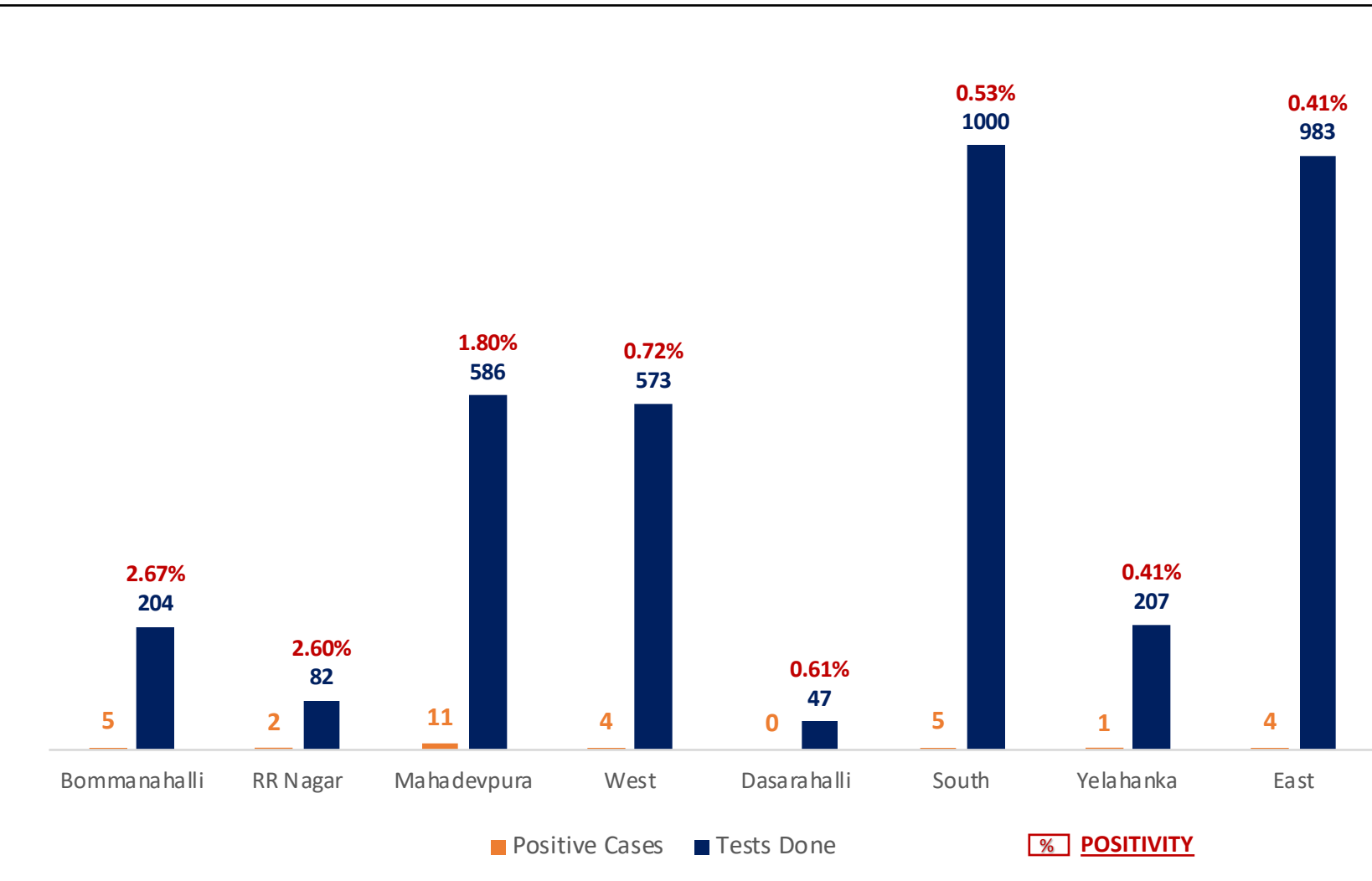


POSITIVITY RATE OF BENGALURU – LAST 21 DAYS





ZONE WISE COVID19 CASE MANAGEMENT FOR LAST 7 DAYS



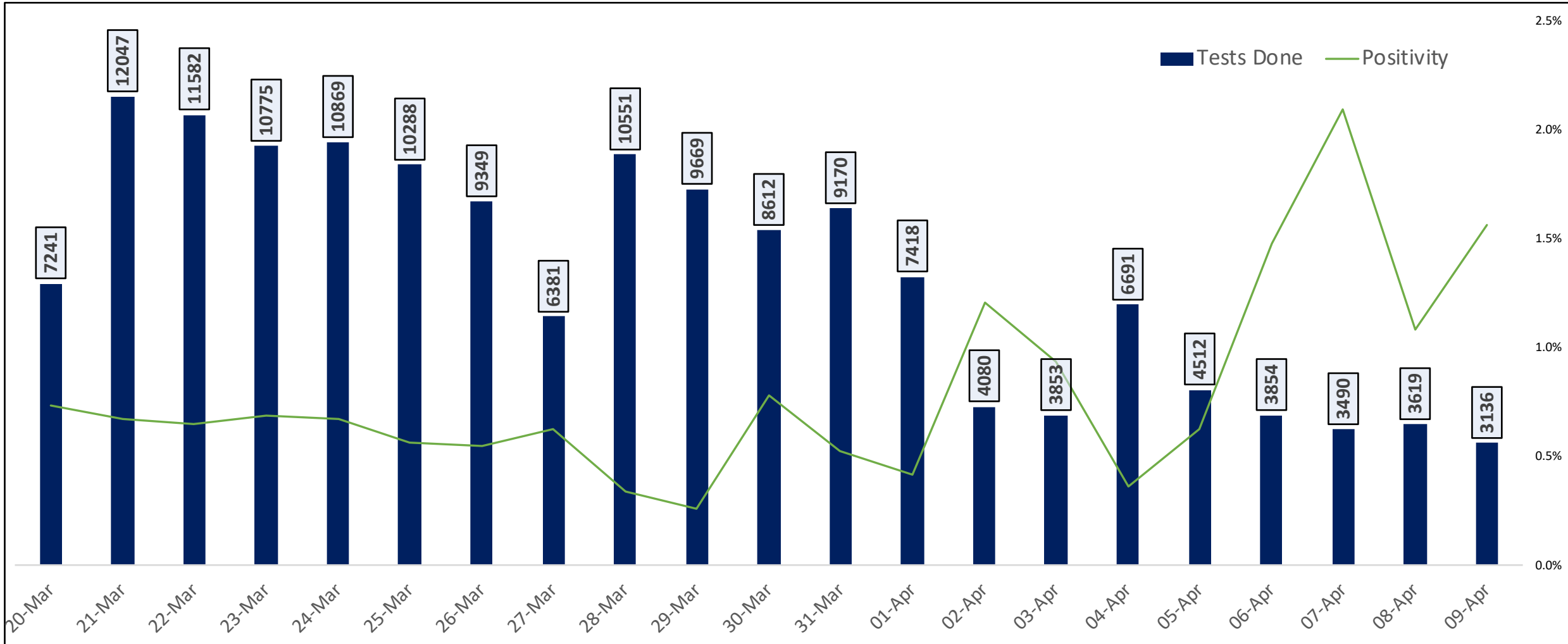
Zone Name	Hospital/CCC	Home isolation	Under Tracing
BOMMANAHALLI	2.63%	97.37%	0.00%
DASARAHALLI	0.00%	100.00%	0.00%
EAST	0.00%	100.00%	0.00%
MAHADEVAPURA	1.39%	98.61%	0.00%
RR NAGAR	0.00%	100.00%	0.00%
SOUTH	0.00%	100.00%	0.00%
WEST	0.00%	100.00%	0.00%
YELAHANKA	0.00%	100.00%	0.00%



TESTING TRENDS IN BENGALURU

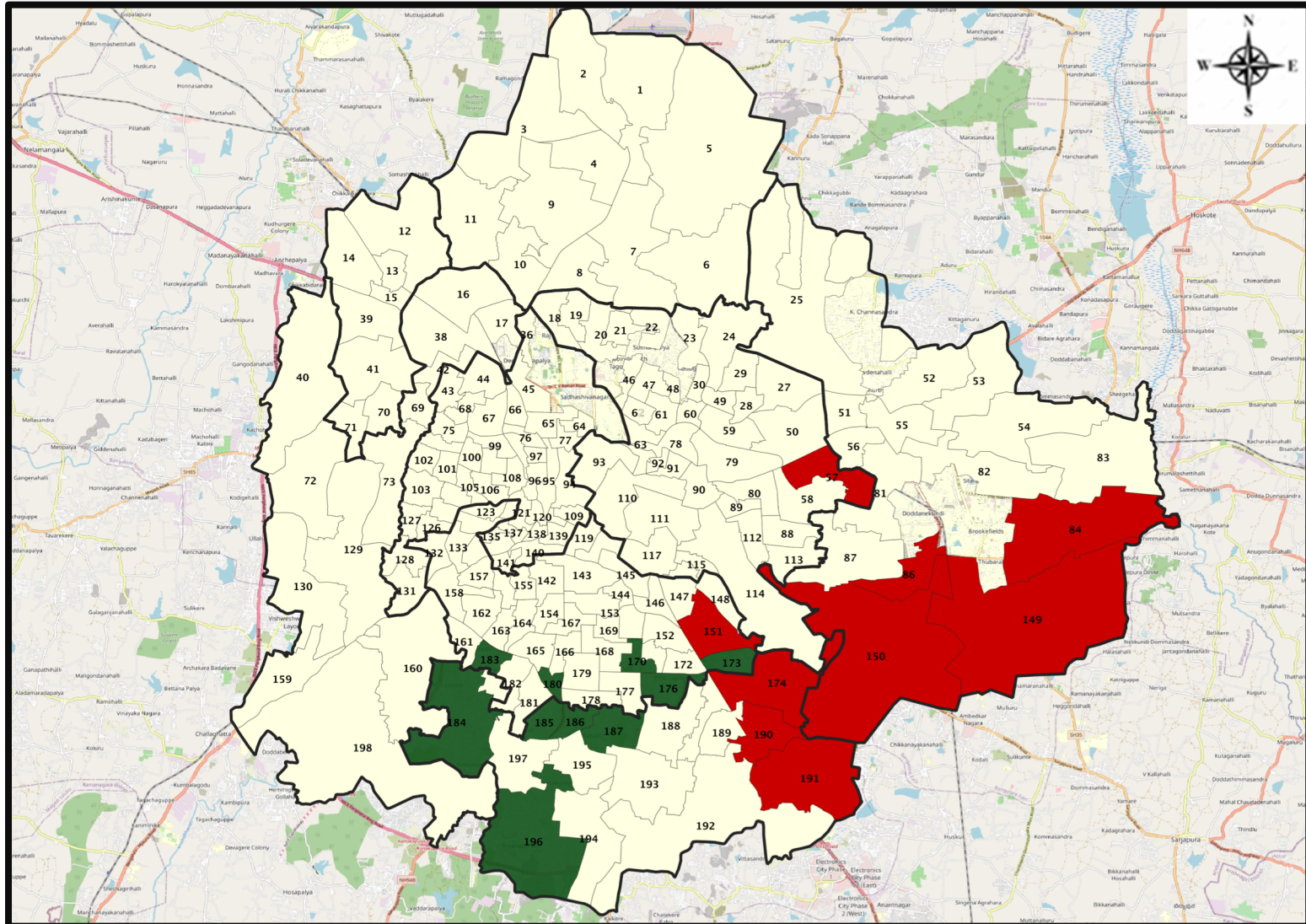


Total Test Conducted Till Date	Test Conducted Last 24 hours	Last 7 Days Average
2,96,88,361	3,136	4,165





BENGALURU URBAN MAP SHOWING TREND OF POSITIVE CASES IN LAST 7 DAYS



Top 10 wards reporting highest number of positive cases in last 7 days

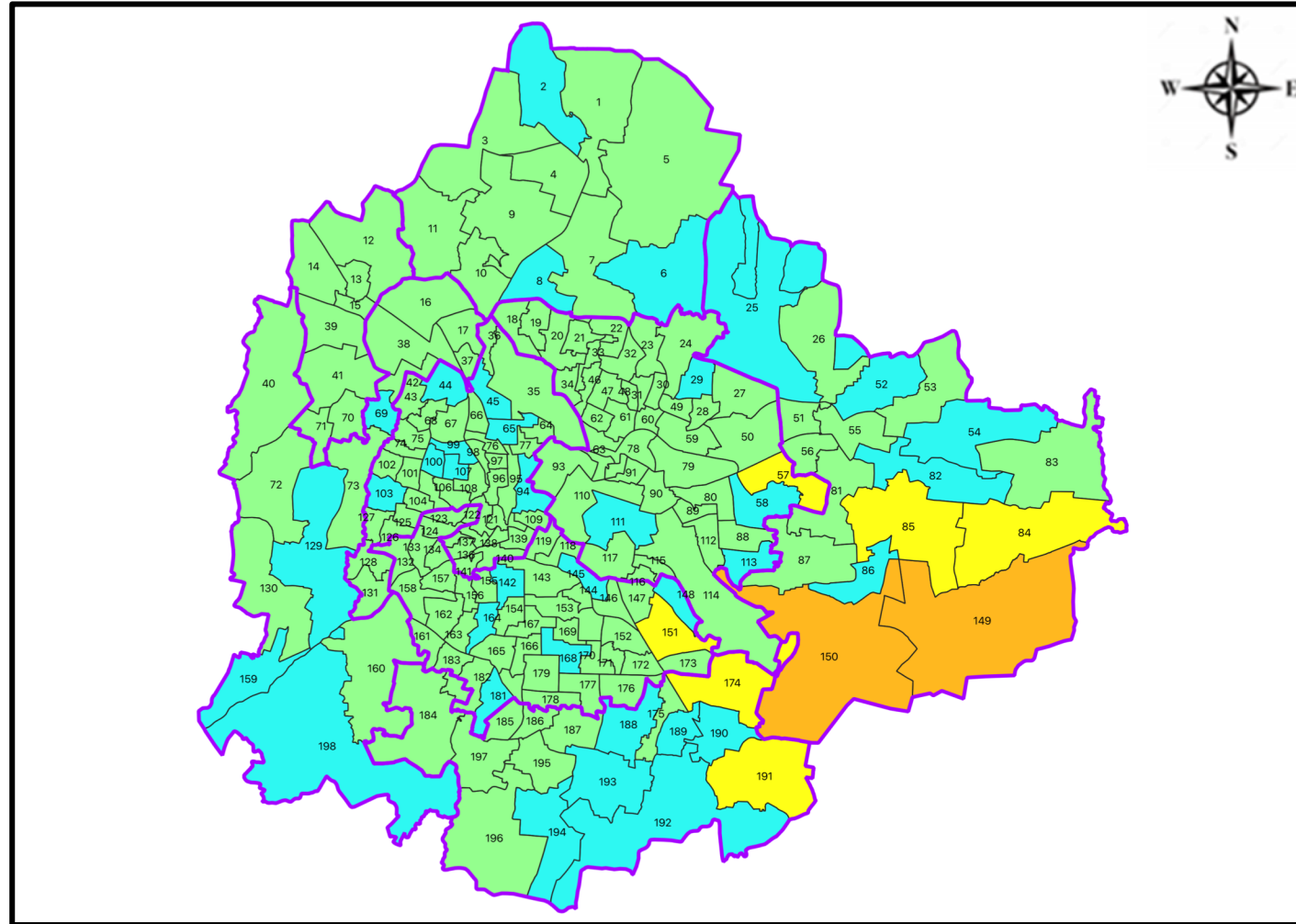
Ward No.	Ward Name	Daily Cases Average
150	Bellanduru	3
149	Varthuru	2
84	Hagadur	1
85	Dodda Nekkundi	1
151	Koramangala	1
57	CV Raman Nagar	1
174	HSR Layout	1
191	Singasandra	1
86	Marattahalli	1
190	Mangammanapalya	1







Top 10 wards reporting least number of positive cases in last 7 days

Ward No.	Ward Name	Daily Cases Average
196	Anjanapura	0
187	Puttenahalli	0
186	Jaraganahalli	0
185	Yelchenahalli	0
184	Uttarahalli	0
183	Chikkalsandra	0
180	Banashankari Temple Ward	0
176	B T M Layout	0
173	Jakkasandra	0
170	Jayanagar East	0



BENGALURU MAP SHOWING INTENSITY OF POSITIVE CASES IN LAST 7 DAYS



-  **Level 1 : 0 to 1 Cases**
-  **Level 2 : 1 to 05 Cases**
-  **Level 3 : 05 to 10 Cases**
-  **Level 4 : 10 to 25 Cases**
-  **Level 5 : More than 25 Cases**
-  **Zone Boundaries**



GOVT. QUOTA COVID BED STATUS AS ON 10.04.2022



SR. NO.	Facility Type	No. of Hospital	Total Allocated Beds for C+ Patients					Occupied Beds for C+ Patients					Net Available Beds for C+ Patients				
			Gen Beds	HDU	ICU Beds	ICU-V	Total	Gen Beds	HDU	ICU Beds	ICU-V	Total	Gen Beds	HDU	ICU Beds	ICU-V	Total
1	Government Medical Colleges	4	120	255	33	27	435	0	0	0	0	0	120	255	33	27	435
2	Government Hospitals	18	637	292	74	95	1,098	1	1	0	0	2	636	291	74	95	1,096
3	Private Medical Colleges	12	178	200	66	35	479	0	0	0	0	0	178	200	66	35	479
4	Private Hospitals	32	181	61	49	42	333	0	0	0	1	1	181	61	49	41	332
5	Covid Care Centre	1	50					0					50				
Total Beds		67	1,166	808	222	199	2,395	1	1	0	1	3	1,165	807	222	198	2,392

* Status as on 10.04.2022 – 05:00 PM



ACTIVE PATIENTS ADMITTED UNDER GOVT. QUOTA



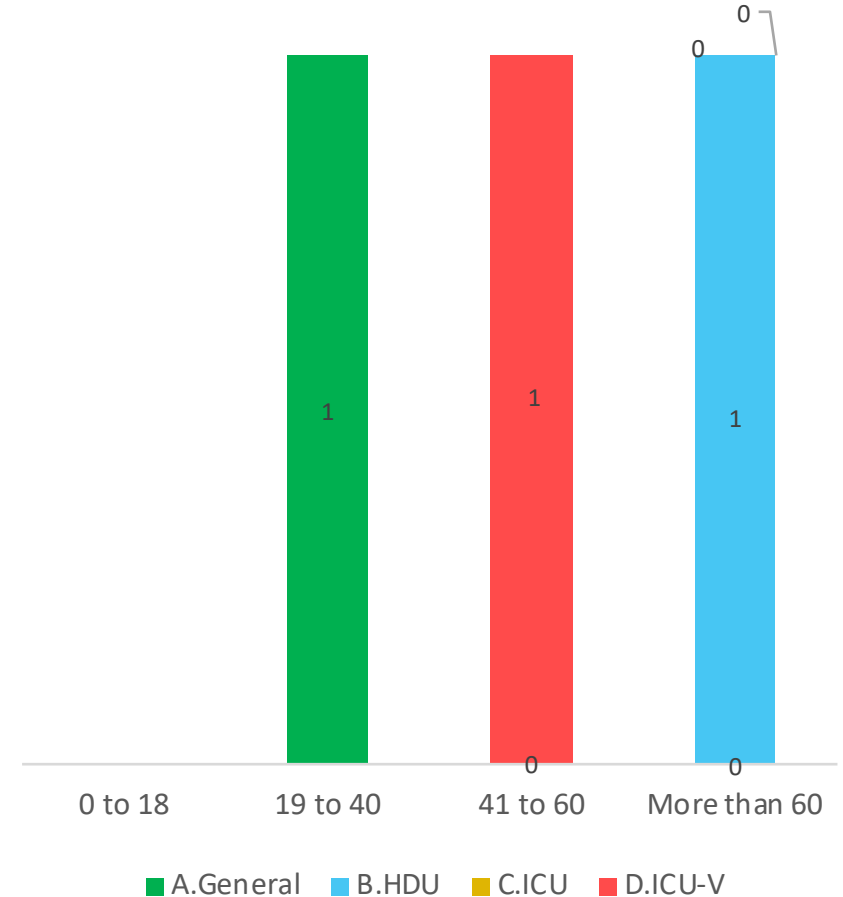
Admission By Bed Type And Number Of Days From Date Of Admission

Days in Hospital	General	HDU	ICU	ICU-V	Total
0 to 7 Days					
8 to 14 Days					0
15 to 21 Days					0
Beyond 21 days	1	1	0	1	3
TOTAL	1	1	0	1	3

* Only Government Quota Admissions through CHBMS considered

* Status as on 10.04.2022 – 05:00 PM

Age Group Distribution Of Active Hospital Admission



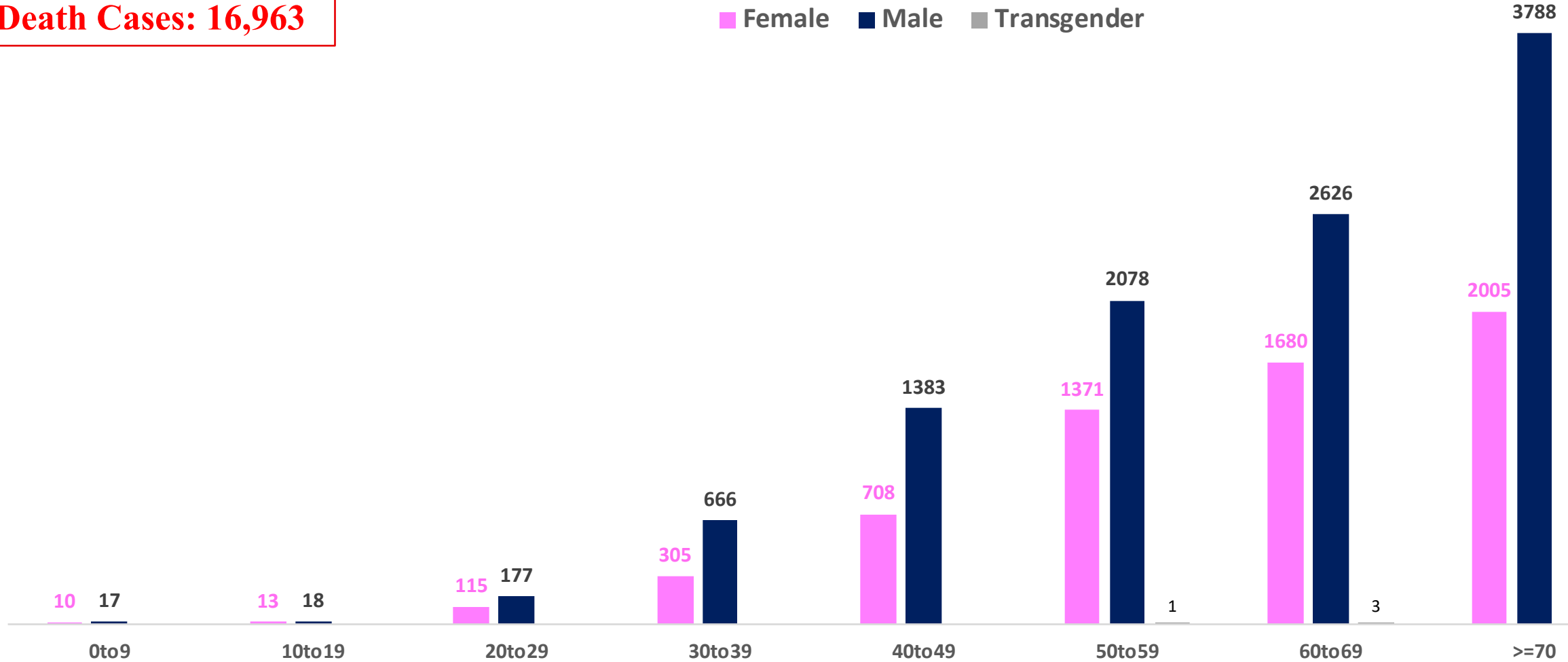


AGE AND GENDER WISE DISTRIBUTION OF DEATH CASES



Death Cases: 16,963

Female Male Transgender





VACCINATION COVERAGE AS ON 09.04.2022

Total Doses Administered

1,85,73,917

▲ 18,253

12-14 years

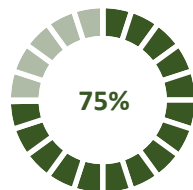
* Eligible Population 2.82 Lakhs

1ST DOSE

89,424

Doses administered

▲ 11879



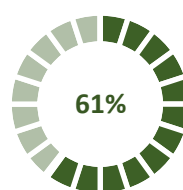
Total 15-18 years Population : 4.42 Lakhs

1ST DOSE

3,30,971

Doses administered

▲ 802

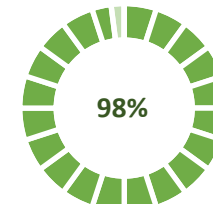


2ND DOSE

2,68,044

Doses administered

▲ 793



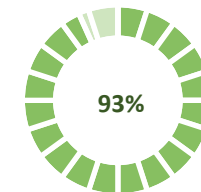
Total adult Population : 91.7 Lakhs

1ST DOSE

89,84,198

Doses administered

▲ 362



2ND DOSE

85,51,797

Doses administered

▲ 1,644

Priority Group*

Health Care Workers

Dose 1

2,10,266

Doses administered

▲ 0

Dose 2

2,05,957

Doses administered

▲ 2

Frontline Workers

Dose 1

3,81,735

Doses administered

▲ 2

Dose 2

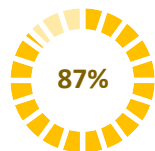
3,72,008

Doses administered

▲ 8

18 - 44 Years Coverage

Dose 1

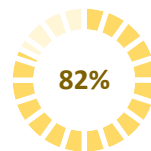


57,22,092

Doses administered

▲ 291

Dose 2



54,05,335

Doses administered

▲ 1,342

PRECAUTION DOSE



3,49,483

Doses administered

▲ 2773

PRECAUTION DOSES ADMINISTERED

Health Care Workers

63,232

Booster Doses administered

▲ 162

Front Line Workers

48,777

Booster Doses administered

▲ 192

60 + Years Coverage

2,37,474

Booster Doses administered

▲ 2419

45 – 59 Years Coverage

Dose 1

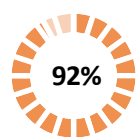


16,92,045

Doses administered

▲ 36

Dose 2



16,30,559

Doses administered

▲ 174

60 + Years Coverage

Dose 1



9,78,060

Doses administered

▲ 33

Dose 2



9,37,938

Doses administered

▲ 118



COVID-19 SCENARIO IN BENGALURU AND OTHER METROPOLITAN CITIES



CITY NAME	Positive Cases	Active Cases	Recovered	Deceased	Vaccine Doses Administered
New Delhi	18,66,102	581	18,39,365	26,156	3,28,01,293
Bengaluru*	17,82,074	1,357	17,63,754	16,963	2,13,56,135
Mumbai	10,57,459	305	10,37,594	19,560	2,06,31,864
Chennai	7,51,186	95	7,42,023	9,068	1,02,71,421
Kolkata	4,47,192	272	4,41,264	5,656	98,20,737

Source : <https://dashboard.cowin.gov.in/> at 5:00pm (10.04.2022)
Source : <https://www.covid19bharta.in/> at 5:00pm (10.04.2022)

*includes BBMP & Bengaluru Urban



SNAPSHOT OF COVID-19 CASES IN BENGALURU URBAN



**Total Wards With
<=5 Cases* :
188**

**Tests Conducted
On 09.04.2022:
3,136**

**Recovery
Rate:
98.97%**

**Total
Active Cases :
1,357**

**Total Vaccinated on
09.04.2022:
18,253**

**Positivity
Rate* :
1.05%**

**Active
Rate:
0.08%**

**Case
Fatality Rate* :
0.65%**



*Total positive cases In the past 7 days

*CFR and positivity is for Past 7 days



ಬೃಹತ್ ಬೆಂಗಳೂರು ಮಹಾನಗರ ಪಾಲಿಕೆ
Bruhat Bengaluru Mahanagara Palike



Download BBMP Bulletin	https://apps.bbmpgov.in/covid19/mediabulletin.php
For BBMPCovid19 Bed Status:	https://apps.bbmpgov.in/covid19/en/Bedstatus.php
To register for vaccination :	https://selfregistration.cowin.gov.in/
BBMP COVID19 Dashboard:	https://apps.bbmpgov.in/covid19/
Follow us on:	 www.facebook.com/bbmp.comm1/
	 twitter.com/BBMPCOMM

Issued by:

Honorable Chief Commissioner, BBMP
Special Commissioner Health & IT, BBMP
MD, Bengaluru Smart City Limited

THANK YOU !



ಅರೋಗ್ಯ ಮತ್ತು ಕುಟುಂಬ ಕಲ್ಯಾಣ ಇಲಾಖೆ

ಕೋವಿಡ್ ವಿರುದ್ಧ
ಪವರ್ ಫ್ಲೇ ನಲ್ಲ ಗೆಲ್ಲಲು
ಲಸಿಕೆಯ ರಕ್ಷೆಯಿದ್ದರೆ
ಮಾತ್ರ ಸಾಧ್ಯ

ಹೆಚ್ಚಿನ ಮಾಹಿತಿಗಾಗಿ 24X7 ಉಚಿತ ಅರೋಗ್ಯ ಸಹಾಯವಾಣಿ 104 ಕ್ಕೆ ಕರೆ ಮಾಡಿ

ಎಲ್ಲರಿಗೂ ಅರೋಗ್ಯ ಎಲ್ಲೆಡೆಯೂ ಅರೋಗ್ಯ

